






FLAMEPRO 630/635

CARE INSTRUCTIONS

Washing Instructions

				
Wash Machine Temperature 60°C	Tumble Dry Settings Two Dot: Mid temperature Max 80 degrees	Ironing Two Dot: High temperature	Dry Cleaning P: Dry cleaning with perchloroethylene	Do not use bleach

General PPE Maintenance Guidelines

- Wash the PPE regularly using specially adapted programs for contaminated emergency clothing
- The garments should be cleaned after incidents where they have been affected by fire gases or soiled by soot, by-products of combustion, blood, body fluids, tar, fuel, resin, paint, acid or other dangerous substances
- Contaminated clothing should be transported so that gases are enclosed
- Pressure clothing should be cleaned separately from other garments
- Do not hang the garment in direct sunlight, as UV radiation will eventually weaken the outer fabric
- Lubricate the zipper if it starts to go slow

Before Washing

- Ensure all zips within the garments are fastened, including inspection zips on inside of garment
- Ensure all Velcro® closures are fastened
- Ensure all buttons are closed
- Ensure all pockets are empty
- Remove any detachable ID tags
- Remove all carabine snap hooks
- Relax any adjustable closures, typically in the cuff, collar, ankle, waist

After Washing & Drying

- Ensure closures are functioning after wash
- Ensure the fit of garment is still suitable, the garment is not too loose or close fitting
- There is a sufficient overlap between jacket and trouser when performing stretching movements of legs and arms
- There is no damage or soiling
- The clothing is dry on inside and outside
- Check seams integrity or broken stitches
- Check reflective tape condition

Storage

Store the garment in dry conditions, not in direct sunlight. Do not store in airtight containers or vacuum packed, do not store at temperatures less than -32°C or above 82°C, do not store in contact with contaminants such as (not limited to) oils, solvents, acids or alkalis.

Important Notes

- Follow product care label instructions
- Do not use domestic washing detergents, powders, softeners or whitening agents
- Do not use a tunnel dryer
- Do not iron retro-reflective tape
- Do not wash with combustible materials
- Washing machine must not be more than 80% capacity based on weight

Repairs

The garment should be inspected regularly for any damages, repairs should be performed by a trained specialist, modifications to garment are not allowed. Any repair or modification made by unauthorised service centre will void the warranty. Please contact FRSA for advice.

Warranty

1 Year warranty from date of manufacture on structural seams and hardware, subject to wear & tear. Modifications or repairs made by unauthorised specialist will invalidate the warranty.